

THREAD RESCUE


Repair Stripped Threads

For those times when a thread strips because of too much over tightening, there is a new fast and easy remedy for this problem. 3 unique parts combine to RESCUE and re-secure stripped threads.

Each package contains (10) pieces of:



- A) 10-32 x 7/8" Dog Point Oval Head Screws,
- B) 10-32 Barrel Nuts, and
- C) 10-32 Keps Nuts.

PARTS INCLUDED:




Corner Thread Rescue

To rescue a stripped rail thread inside the modular rack connecting corner, first insert the Dog Point Oval Head Screw (part A) into and through the connecting corner and rack rail. Next, attach the Barrel Nut (part B) to the exposed threads of the Dog Point Oval Head Screw (part A) and begin tightening until firmly secured. On the remaining exposed thread, position and completely tighten the Keps Nut (part C) until firmly secured. The stripped corner/rail thread is now RESCUED.



Rack Rail Thread Rescue

To re-secure a rack component with a stripped hole thread, simply attach a keps nut (part C) to the back of the component mounting screw and tighten firmly. The stripped thread is now RESCUED.



www.starcase.com
Star Case Mfg. Co., Inc.
648 Superior Avenue
Munster, IN 46321
(800)822-STAR (7827)
(800)782-CASE (2273)