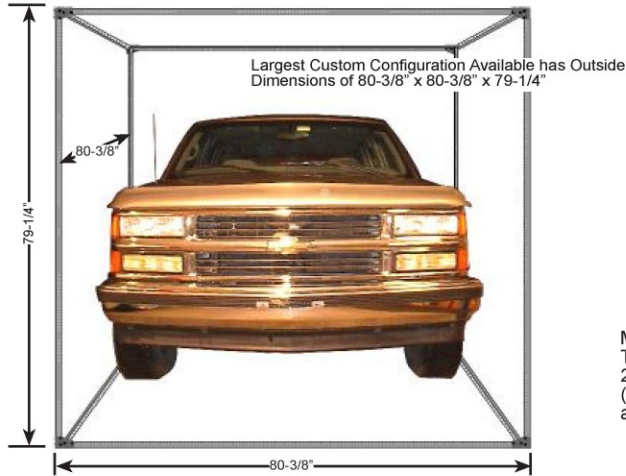


# Widest Range of Configurations From Small Standard Racks to the Largest Custom Configuration Imaginable



Largest Custom Configuration Available has Outside Dimensions of 80-3/8" x 80-3/8" x 79-1/4"



Midsize Custom Configuration - The Outside Dimensions are 25-3/8" x 25-3/8" x 35-1/2" (23", 24" & 30" rack widths are also available on special order)


Smaller Rack - The Outside Dimensions are 20-1/8" x 13-1/8" x 11" (1 each Master Pack A, 1 each B13" Depth Rail Set & 1 each C04 Height Rail Set)



Computer keyboard shown for perspective size relationship




## Ganging Racks



Ganged Rack Configuration - The Outside Dimensions of each rack are - 20-1/8" x 25-3/8" x 79-1/4" (1 each Master Pack A, 1 each RFB25" Depth Rail Set & 1 each RFC43RU Height Rail Set)

Racks shown above include optional cross braces



Racks shown above include optional cross braces & adjustable shelf kits. Mounted components are not included.

## Stacking Racks

Stacking Racks of same width & depth is simple. By removing 2 upper and two lower adjoining dog point screws, a secure nesting system is created. Once all 4 corners are securely nested, a special nut/bolt assembly is available to tightly link the stacked racks.



\* Master Pack A  
B20"  
C11 RU

\* Master Pack A  
B20"  
C24RU

Lower Rack shown with optional twin-wheel casters, cross braces and handle set.



## Component Parts of Every Rack

### Package A - Master Pack A

- (8) - Connecting Corners
- (96) - Dog point screws for assembling all (3) sets of rails,
- (4) - 17-1/2 inch (left to right - width rails)
- (4) - Nylon Glide/levelers
- (1) - Instruction sheet

### Package B - Depth Rail (set of 4 per package)

Rail Set	Rail Depth (inches)	Outside Dimensions (2)	Screws Provided (3)
B13"	10-1/2"	13-1/8"	10
B20"	17-1/2"	20-1/8"	20
B25"	22-3/4"	25-3/8"	20
B30"	28"	30-5/8"	30


### Package C - Height Rail (set of 4 per package)

Rail Set (1)	Rail Height (inches)	Outside Dimensions (2)	Screws Provided (3)
C04	10-1/2"	11"	10
C08	17-1/2"	18"	20
C11	22-3/4"	23-1/4"	20
C12	24-1/2"	25"	20
C14	28"	28-1/2"	30
C18	35"	35-1/2"	40
C24	45-1/2"	46"	50
C29	54-1/4"	54-3/4"	60
C35	64-3/4"	65-1/4"	70
C43	78-3/4"	79-1/4"	80

- (1) Net Rackable Space
- (2) Outside Dimensions - Outside dimensions, measured from connecting corner to connecting corner.
- (3) Screws Provided - Number of 10-32 x 5/8" rackmount screws & protective washers provided in Rail Set.

## Rack Options & Accessories:

**Twin-Wheel Casters**  
(2-swivel & 2-swivel locking)  
Set of (4), 3" Twin-Wheel Casters.\*



**Cross Braces set of (4)**  
Reinforcement bracing with (16) - 10-32x5/8" screws.



**Drawers & Keyboard Shelves**  
Key-locking, glide mounted rack drawers (2, 3 or 4 RU in height X 14-3/4" in depth) and glide-mounted keyboard shelves with sliding mouse tray.



**Adjustable Shelf**  
Fixed shelf is available in 19" (17-1/2" useable) or 25" (22-3/4" useable) width. Both occupy 2 rack units of space and are 14-3/4" deep - (4) - 10-32x5/8" screws. Adjustable depth, 19" width shelves are also available.



**\*NOTE:** Fully loaded Rack should not exceed a total weight of 400 lbs. It is the user's responsibility when mounting rack equipment to distribute equipment weight appropriately.

